

Spiona

INCASSI SUOLO
INGROUND RECESSED



Apparecchio da incassare nel terreno in aree consentite al traffico. Fornito con anello in alluminio o inox e controcassa in Polipropilene. Ottiche spot, medium o flood con 10° di orientabilità nella maggior parte delle configurazioni. Filtri in vetro colorato a richiesta per una illuminazione ad effetto. Si raccomandano a richiesta 300 mm di drenaggio. Accessori disponibili: filtri colore, schermo anti-abbagliamento (versioni HIT), vetro antiscivolo e connettore di cablaggio.

Drive-over in-ground recessed uplight for walls, trees, building facades and similar applications. Round or square stainless steel trim. Rough-in housing in polypropylene. Reflector in spot, medium or flood with 10 degree adjustability in most lamping configurations. 300 mm drainage area is required. Accessories available include: colour filters, anti-glare louvre screen (HIT versions), glass non-slip and feed through wiring connector.





INOX
STAINLESS STEEL

5341 Ø 240 - h 280

5345 Ø 240 - h 380

CERTIFICAZIONI
CERTIFICATION



GRADO DI PROTEZIONE
IP / IK RATING

IP 67 / IK 10 resistenza meccanica diffusore 20 Joule
IP 67 / IK 10 mechanical diffuser resistant 20 Joule

CLASSE DI ISOLAMENTO
CLASSIFICATION

classe I
class I

CORPO
HOUSING

alluminio pressofuso EN AB 47100 alta resistenza all'ossidazione
die-cast aluminum EN AB 47100 high resistance to oxidation

CONTROCASSA
ROUGH-IN HOUSING

cod.5341 : ferro in cataforesi - cod.5345 : polipropilene (PP)
code.5341 : iron electrodeposition - code.5345 : polypropylene (PP)

DIFFUSORE
DIFFUSER

vetro sodico calcio temprato 15 mm
15 mm sodium calcium tempered glass

VITERIA ESTERNA
EXTERNAL FIXINGS

inox A4 trattata in soluzione lubrificante idrorepellente con alto potere antiossidante. Il trattamento assicura la facile apertura del prodotto durante la manutenzione
stainless steel A4 treated with highly antioxidant water-repellent lubricating solution. The treatment ensures easy opening of the product for maintenance

GUARNIZIONI
SEALING GASKET

silicone ricotto
silicone

CABLAGGIO
WIRING

apparecchio fornito con 1m di cavo H07RN8-F pre cablato con pressacavo in ottone PG 13,5 resinato
fixture supplied pre-wired cable 1m long H07RN8-F with brass cable gland PG 13.5 resin sealed

RIFLETTORE
REFLECTOR

alluminio con deposizione in alto vuoto di alluminio purissimo 99,99%
99.99% pure aluminium high vacuum deposit

CARRABILE
DRIVE OVER FIXTURE

carico di pressione statica 5000 Kg
static pressure load 5000 Kg

DRENAGGIO
DRAINAGE AREA

300 mm.
300 mm.

LAMPADINA
LAMP

esclusa
not included

FINITURA
FINISH

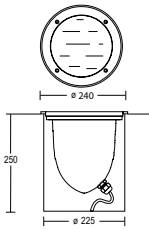
verniciatura in polveri poliestere ad alta resistenza ai raggi UV ed alla corrosione
powder coated polyester high resistance to UV and oxidation



>>Spiona 35W HIT spot

5341

anello inox stainless steel ring



finiture disponibili finishes available

inox stainless steel	nero black	grigio RAL9006 RAL9006 grey	marrone ruggine rust brown
-------------------------	---------------	--------------------------------	-------------------------------

.37Y.T

vetro trasparente clear diffuser

75W PAR30

E27

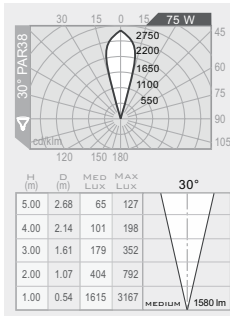
12°/30°



157 °C T superficiale max
max surface T

1580 lm

10° orientabilità
adjustable



.74F.A

vetro acidato acid etched diffuser

18W TC-D

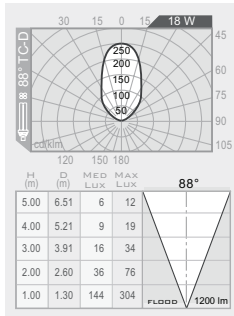
G24d-2

flood 88°




41 °C T superficiale max
max surface T

1200 lm



codice colori
colour codes

- .15** □ acciaio inox stainless steel
- .02** □ nero black
- .13** □ grigio RAL9006 RAL9006 Grey
- .45** □ marrone ruggine rust brown



accessori accessories

FILTRI COLORATI COLOURED FILTERS



- 310** rosso red **312** giallo yellow **314** blu blue **316** verde green

Il filtro colorato viene facilmente installato nell'apposito alloggiamento sotto il diffusore. *The coloured filter can be easily installed in the specific space under the diffuser.*

CONNETTORE IP68 IP68 CONNECTOR

276



Connettore rapido IP68
In-line connector IP68

CONNETTORE COASSIALE IP68 CONNECTOR 3 WAY IP68

277



Connettore coassiale IP68 per cablaggio in cascata.
Connector 3 way IP68 for through wiring.

VETRO ANTI SCIVOLO GLASS ANTI-SLIP

105



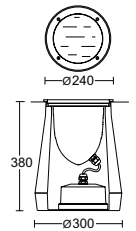
Fattore anti-scivolo R12
DIN 51130 Anti-slip factor R12
DIN 51130



INCASSI SUOLO
INGROUND RECESSED

5345

anello inox stainless steel ring

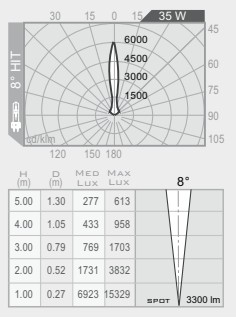


finiture disponibili finishes available
 inox stainless steel | nero black | grigio RAL9006 RAL9006 grey | marrone ruggine rust brown

.17R.T

vetro trasparente clear diffuser

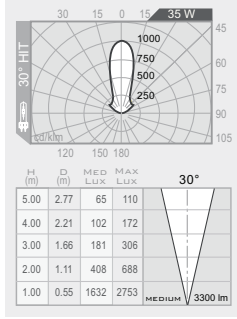
35W HIT
 G12
 spot 8°
 89 °C T superficiale max max surface T
 3300 lm
 10° orientabilità adjustable



.17E.T

vetro trasparente clear diffuser

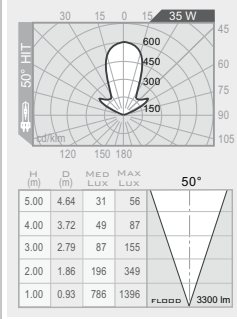
35W HIT
 G12
 medium 30°
 75 °C T superficiale max max surface T
 3300 lm
 10° orientabilità adjustable



.17L.T

vetro trasparente clear diffuser

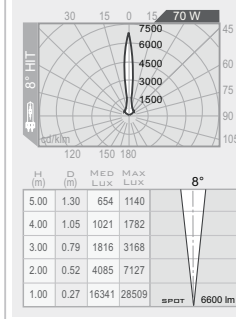
35W HIT
 G12
 flood 50°
 85 °C T superficiale max max surface T
 3300 lm
 10° orientabilità adjustable



.19R.T

vetro trasparente clear diffuser

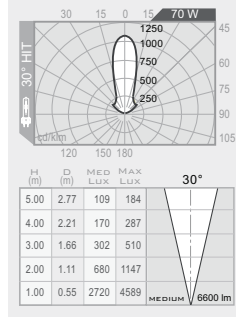
70W HIT
 G12
 spot 8°
 148 °C T superficiale max max surface T
 6600 lm
 10° orientabilità adjustable



.19E.T

vetro trasparente clear diffuser

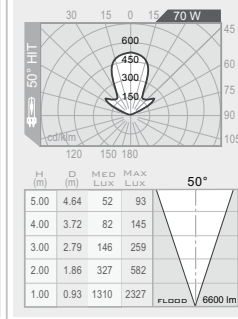
70W HIT
 G12
 medium 30°
 127 °C T superficiale max max surface TC
 6600 lm
 10° orientabilità adjustable



.19L.T

vetro trasparente clear diffuser

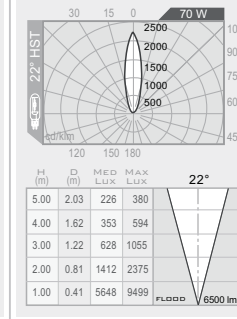
70W HIT
 G12
 flood 50°
 119 °C T superficiale max max surface T
 6600 lm
 10° orientabilità adjustable



.58M.T

vetro trasparente clear diffuser

70W HST
 E27
 medium 22°
 115 °C T superficiale max max surface T
 6500 lm



- codice colori colour codes
- .15 acciaio inox stainless steel
 - .02 nero black
 - .13 grigio RAL9006 RAL9006 Grey
 - .45 marrone ruggine rust brown

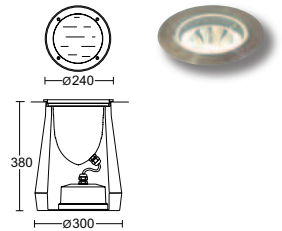
accessori accessories
 vedi pagina successiva see next page



INCASSI SUOLO
INGROUND RECESSED

5345

anello inox stainless steel ring




finiture disponibili finishes available
 inox stainless steel nero black grigio RAL9006 RAL9006 grey marrone ruggine rust brown

.21PT

vetro trasparente clear diffuser

150W HIT

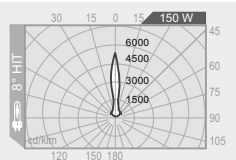
G12

spot 8° 

217 °C T superficiale max max surface T

14000 lm

10° orientabilità adjustable



H (m)	D (m)	MED LUX	MAX LUX
5.00	1.30	1180	2034
4.00	1.05	1845	3178
3.00	0.79	3279	5650
2.00	0.52	7378	12713
1.00	0.27	29512	50850


SPOT 14000 lm

.21E.T

vetro trasparente clear diffuser

150W HIT

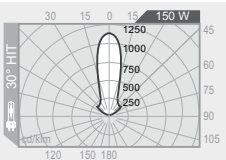
G12

medium 30° 

235 °C T superficiale max max surface T

14000 lm

10° orientabilità adjustable



H (m)	D (m)	MED LUX	MAX LUX
5.00	2.77	277	467
4.00	2.21	433	730
3.00	1.66	769	1298
2.00	1.11	1731	2920
1.00	0.55	6925	11681

MEDIUM 14000 lm

.21L.T

vetro trasparente clear diffuser

150W HIT

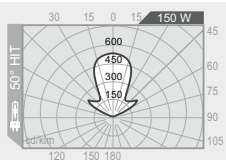
G12

flood 50° 

212 °C T superficiale max max surface T

14000 lm

10° orientabilità adjustable



H (m)	D (m)	MED LUX	MAX LUX
5.00	4.64	133	237
4.00	3.72	208	370
3.00	2.79	370	658
2.00	1.86	830	1481
1.00	0.93	3334	5923

FLOOD 14000 lm

.85FA

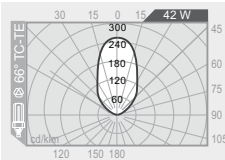
vetro acidato acid etched diffuser
 alimentatore elettronico incluso electronic ballast included
 26/32/42W TC-TE

Gx24q-3/4

flood 66° 

60 °C T superficiale max max surface T

3200 lm



H (m)	D (m)	MED LUX	MAX LUX
5.00	6.51	14	33
4.00	5.21	22	51
3.00	3.91	39	90
2.00	2.60	87	203
1.00	1.30	347	814

FLOOD 3200 lm

codice colori colour codes

- .15**  acciaio inox stainless steel
- .02**  nero black
- .13**  grigio RAL9006 RAL9006 Grey
- .45**  marrone ruggine rust brown

ACCESSORI accessories

FILTRI COLORATI COLOURED FILTERS

- 310** rosso red **312** giallo yellow **314** blu blue **316** verde green

Il filtro colorato viene facilmente installato nell'apposito alloggiamento sotto il diffusore.

The coloured filter can be easily installed in the specific space under the diffuser.

SCHERMO ANTI ABBAGLIAMENTO LOUVRE SCREEN ANTI GLARE

533



Schermo antiabbagliamento colore nero (disponibile solo per la versione HIT G12). Lo schermo antiabbagliamento assicura un alto livello di confort visivo per le lampade installate su percorsi pedonali. Si installa direttamente sul riflettore.

Louvre screen anti-glare black color (available only for HIT G12 version). The anti-glare louvre ensures a high visual comfort level where fixture are installed on walking areas. It has to be installed directly on the reflector.

CONNETTORE IP68 IP68 CONNECTOR

276



Connettore rapido IP68 In-line connector IP68

CONNETTORE COASSIALE IP68 CONNECTOR 3 WAY IP68

277



Connettore coassiale IP68 per cablaggio in cascata Connector 3 way IP68 for through wiring




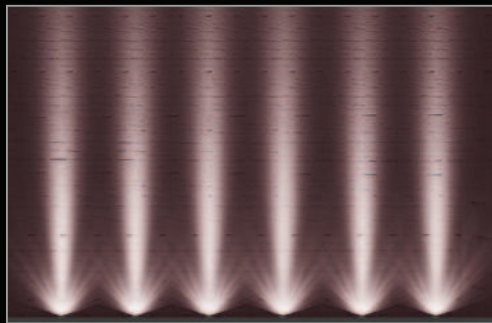



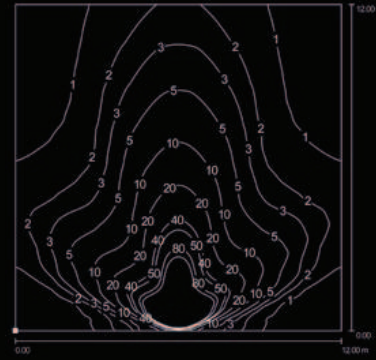
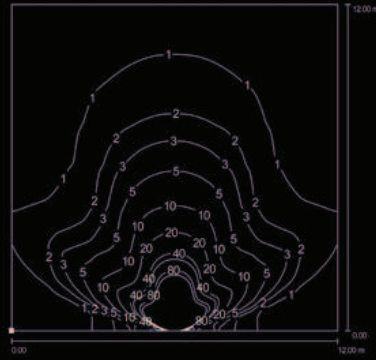
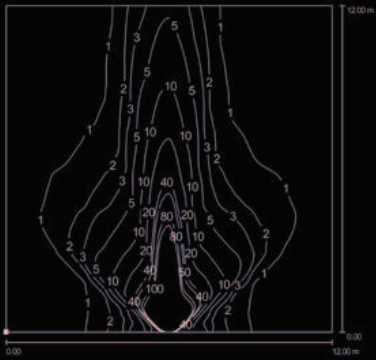
VETRO ANTI SCIIVOLO GLASS ANTI-SLIP

105



Fattore anti-scivolo R12 DIN 51130 Anti-slip factor R12 DIN 51130





■ 70W HIT 8° spot

■ 70W HIT 30° medium

■ 70W HIT 50° flood

■ 42W TC-TE 66° flood

altezza muro *wall height* 12m
distanza da muro *distance from wall* 0,1m
interdistanza apparecchi *distance between fixtures* 3m

altezza muro *wall height* 12m
distanza da muro *distance from wall* 0,25m
interdistanza apparecchi *distance between fixtures* 3m

altezza muro *wall height* 12m
distanza da muro *distance from wall* 0,5m
interdistanza apparecchi *distance between fixtures* 3m

altezza muro *wall height* 12m
distanza da muro *distance from wall* 0,5m
interdistanza apparecchi *distance between fixtures* 3m