


Margin Wall

INCASSI PARETE
WALL RECESSED



Apparecchio d'orientamento dalle dimensioni ridottissime, per indicare punti di passaggio. Disponibile con griglia in alluminio e cornice inox e controcassa in polipropilene inclusa. E' predisposto per il cablaggio in cascata.

Compact sized wall recessed fixture for pathways, driveways, entrances and similar applications. Stainless steel trim or aluminum trim with grill. Shallow 105 mm recessing depth. Rough-in housing in polypropylene included. Loop through wiring connector available.



Margin Wall

INCASSI PARETE
WALL RECESSED



6629 176x350 - h 192


Maxi MarginWall



6503 84x259 - h 140



6505 84x259 - h 140



6507 84x259 - h 140

MarginWall

CERTIFICAZIONI CERTIFICATION



GRADO DI PROTEZIONE IP / IK RATING

Maxi MarginWall : IP 66 / IK 07 resistenza meccanica diffusore 2 Joule
Margin Wall : IP66 / IK 06 resistenza meccanica diffusore 1 Joule
Maxi MarginWall : IP 66 / IK 07 mechanical diffuser resistant 2 Joule
MarginWall : IP 66 / IK 06 mechanical diffuser resistant 1 Joule

CLASSE DI ISOLAMENTO CLASSIFICATION

classe I/III

CORPO HOUSING

alluminio pressofuso EN AB 47100 alta resistenza all'ossidazione
die-cast aluminium EN AB 47100 high resistance to oxidation

CONTROCASSA ROUGH-IN HOUSING

polipropilene (PP)
polypropylene (PP)

DIFFUSORE DIFFUSER

vetro sodico calcico temprato. Maxi MarginWall : 5 mm. - Margin Wall : 4 mm.
soda-lime tempered glass. Maxi MarginWall : 5 mm. - Margin Wall : 4 mm.

VITERIA ESTERNA EXTERNAL FIXINGS

inox A4 trattata in soluzione lubrificante idrorepellente con alto potere antiossidante. Il trattamento assicura la facile apertura del prodotto durante la manutenzione
stainless steel A4 treated with highly antioxidant water-repellent lubricating solution. The treatment ensures easy opening of the product for maintenance

GUARNIZIONI SEALING GASKET

silicone ricotto
silicone

ENTRATA CAVO CABLE ENTRY

doppia con passacavo in silicone Ø10/14 mm
double with silicone cable gland Ø10/14

RIFLETTORE REFLECTOR

Maxi Margin Wall : alluminio
Maxi Margin Wall : aluminium

LAMPADINA LAMP

esclusa
not included

FINITURA FINISH

verniciatura in polveri poliestere ad alta resistenza ai raggi UV ed alla corrosione - acciaio inox AISI 316L sp. 2 mm.
powder coated polyester high resistance to UV and oxidation - 2 mm. thickness AISI 316L stainless steel



>>Margin wall 13W TC-DE

Maxi MarginWall

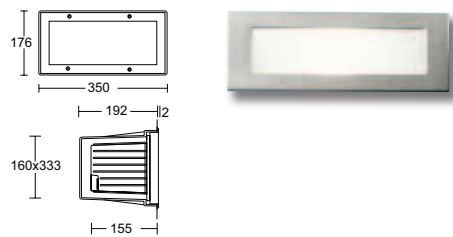
IP 66 IK07 classe I ⚡ - 230 V 50 Hz



INCASSI PARETE
WALL RECESSED

5629

cornice inox stainless steel trim



finiture disponibili finishes available

nero black	grigio RAL9006 RAL9006 grey	grigio antracite anthracite grey	acciaio inox stainless steel
---------------	--------------------------------	-------------------------------------	---------------------------------

.E9A.T

vetro trasparente clear diffuser
alimentatore elettronico electronic ballast
asimmetrico asymmetric

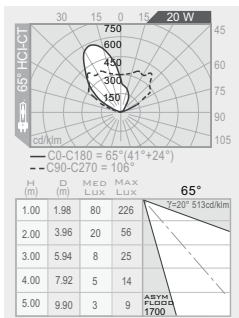
20W HIT

G8,5

flood 65°



1700 lm



.76T.A

vetro acidato acid etched diffuser

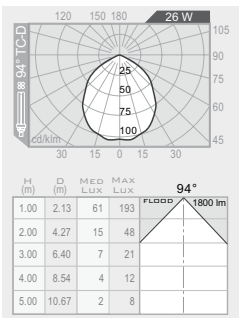
26W TC-D

G24d-3

flood 94°



1800 lm



.95F.A

vetro acidato acid etched diffuser
alimentatore elettronico electronic ballast

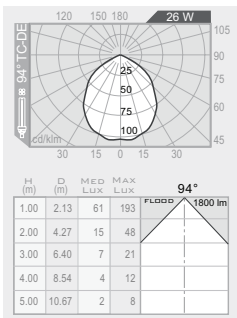
26W TC-DE

G24q-3

flood 94°



1800 lm



codice colori
colour codes

- .02** nero
black
- .05** grigio antracite
anthracite grey
- .13** grigio RAL9006
RAL9006 grey
- .15** acciaio inox
stainless steel

accessori
accessories

FILTRI COLORATI
COLOURED FILTERS



- 300** rosso red
- 302** giallo yellow
- 304** blu blue
- 306** verde green

Il filtro colorato viene facilmente installato nell'apposito alloggiamento sotto il diffusore.

The coloured filter can be easily installed in the specific space under the diffuser.



Photo: Gerardo Esrelli

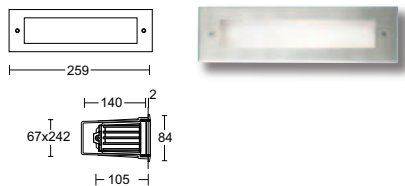


Photo: Cammaro Barresi

INCASSI PARETE
WALL RECESSED

6503

cornice inox stainless steel trim



finiture disponibili finishes available

- nero | grigio RAL9006 | grigio antracite | acciaio inox
- black | RAL9006 grey | anthracite grey | stainless steel

.42F.A

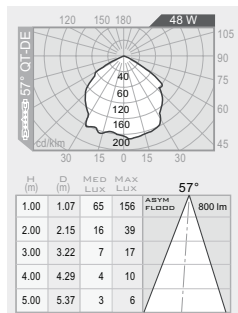
vetro acidato acid etched diffuser

48W QT-DE (ex. 64688 OSRAM)

R7s (L.74,9)

flood 57°

800 lm



.71F.A

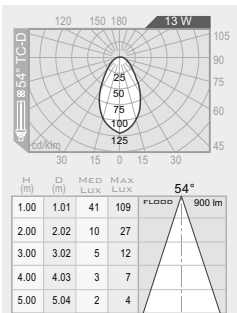
vetro acidato acid etched diffuser

13W TC-D

G24d-1

flood 54°

900 lm



.93F.A

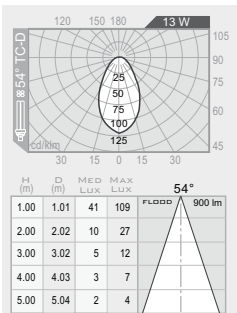
vetro acidato acid etched diffuser
alimentatore elettronico electronic ballast

13W TC-DE

G24q-1

flood 54°

900 lm



.74F.A

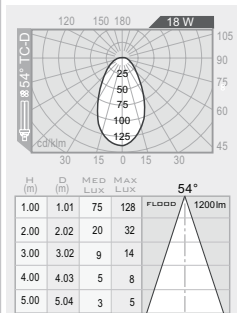
vetro acidato acid etched diffuser

18W TC-D

G24d-2

flood 54°

1200 lm



.31F.A

vetro acidato acid etched diffuser
alimentatore non incluso
led-driver not included

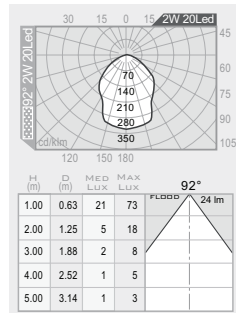
2W 20Led 24VDC

bianco white

flood 92°

24 lm

6000 K Cool White



H9F.A

vetro acidato acid etched diffuser
alimentatore non incluso
led-driver not included

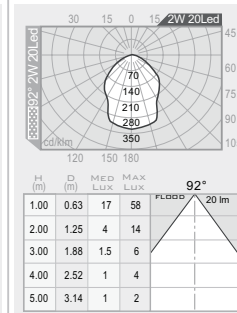
2W 20Led 24VDC

bianco white

flood 92°

20 lm

3000 K Warm White



.82S.A

vetro acidato acid etched diffuser
alimentatore incluso led-driver included

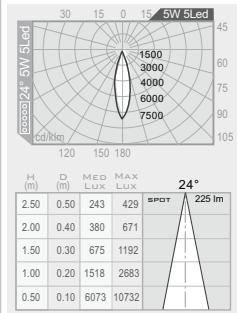
5W 5Led 230V

bianco white

medium 24°
29 °C T superficiale max
max surface T

225 lm 6000 K Cool White

8° orientabilità
adjustable



B7S.A

vetro acidato acid etched diffuser
alimentatore incluso led-driver included

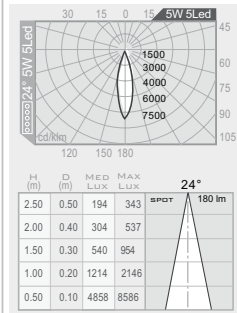
5W 5Led 230V

bianco white

medium 24°
29 °C T superficiale max
max surface T

180 lm 3000 K Warm White

8° orientabilità
adjustable



codice colori
colour codes

- .02** nero black
- .05** grigio antracite anthracite grey
- .13** grigio RAL9006 RAL9006 grey
- .15** acciaio inox stainless steel

ACCESSORI ACCESSORIES

ALIMENTATORE 24VDC
(100x40x27mm)
(da incorporare
in involucro separato)
LED DRIVER 24VDC
(100x40x27mm)
(to incorporate in separate box)

515



Massima distanza connessione
Max connection distance

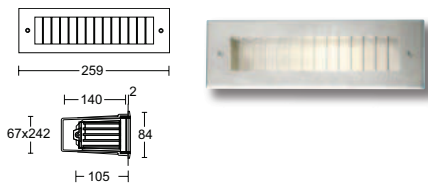
filo / wire	max. dist.
0,75 mm ²	22 mt
1 mm ²	30 mt
1,5 mm ²	45 mt

10W per versione 20Led 2W
1 alimentatore per 5 MarginWall Led.

10W for 20Led 2W
1 local power source for 2 MarginWall Led.

6505

cornice inox stainless steel trim

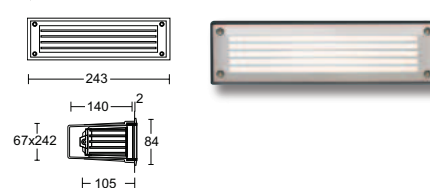


finiture disponibili finishes available

nero | grigio RAL9006 | grigio antracite | acciaio inox
black | RAL9006 grey | anthracite grey | stainless steel

6507

cornice alluminio aluminium trim



finiture disponibili finishes available

nero | grigio RAL9006 | grigio antracite
black | RAL9006 grey | anthracite grey

.42FA

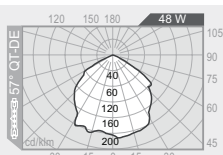
vetro acidato acid etched diffuser

48W QT-DE (ex. G4688 OSRAM)

R7s (L.74,9)

flood 57°

800 lm



H (m)	D (m)	MED LUX	MAX LUX	ASYM FLOOD
1.00	1.07	65	156	800 lm
2.00	2.15	16	39	
3.00	3.22	7	17	
4.00	4.29	4	10	
5.00	5.37	3	6	

.71FA

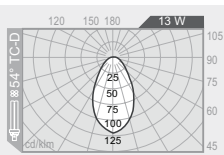
vetro acidato acid etched diffuser

13W TC-D

G24d-1

flood 54°

900 lm



H (m)	D (m)	MED LUX	MAX LUX	FLOOD
1.00	1.01	41	109	900 lm
2.00	2.02	10	27	
3.00	3.02	5	12	
4.00	4.03	3	7	
5.00	5.04	2	4	

.93FA

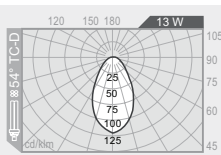
vetro acidato acid etched diffuser
alimentatore elettronico electronic ballast

13W TC-DE

G24q-1

flood 54°

900 lm



H (m)	D (m)	MED LUX	MAX LUX	FLOOD
1.00	1.01	41	109	900 lm
2.00	2.02	10	27	
3.00	3.02	5	12	
4.00	4.03	3	7	
5.00	5.04	2	4	

.74FA

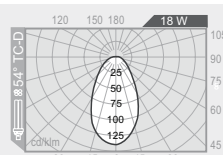
vetro acidato acid etched diffuser

18W TC-D

G24d-2

flood 54°

1200 lm



H (m)	D (m)	MED LUX	MAX LUX	FLOOD
1.00	1.01	75	128	1200 lm
2.00	2.02	20	32	
3.00	3.02	9	14	
4.00	4.03	5	8	
5.00	5.04	3	5	

.42FT

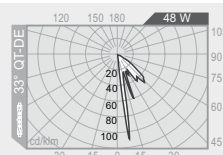
vetro trasparente clear diffuser

48W QT-DE (ex. G4688 OSRAM)

R7s (L.74,9)

medium 33°

800 lm



H (m)	D (m)	MED LUX	MAX LUX	ASYM SPOT
1.00	0.02	540	1117	800 lm
2.00	0.03	135	279	
3.00	0.06	60	124	
4.00	0.08	34	70	
5.00	0.10	22	45	

.71FT

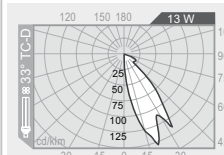
vetro trasparente clear diffuser

13W TC-D

G24d-1

medium 33°

900 lm



H (m)	D (m)	MED LUX	MAX LUX	ASYM MEDIUM
1.00	0.23	31	112	900 lm
2.00	0.45	8	28	
3.00	0.68	3	12	
4.00	0.80	2	7	
5.00	1.12	1	4	

.93FT

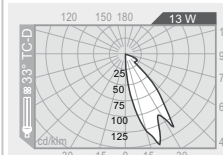
vetro trasparente clear diffuser
alimentatore elettronico electronic ballast

13W TC-DE

G24q-1

medium 33°

900 lm



H (m)	D (m)	MED LUX	MAX LUX	ASYM MEDIUM
1.00	0.23	31	112	900 lm
2.00	0.45	8	28	
3.00	0.68	3	12	
4.00	0.80	2	7	
5.00	1.12	1	4	

.74FT

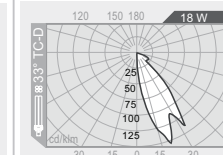
vetro trasparente clear diffuser

18W TC-D

G24d-2

flood 54°

1200 lm



H (m)	D (m)	MED LUX	MAX LUX	ASYM MEDIUM
1.00	0.23	31	112	1200 lm
2.00	0.45	12	38	
3.00	0.68	5	15	
4.00	0.80	4	9	
5.00	1.12	2	5	

codice colori
colour codes

- .02** nero black
- .05** grigio antracite anthracite grey
- .13** grigio RAL9006 RAL9006 grey
- .15** acciaio inox stainless steel